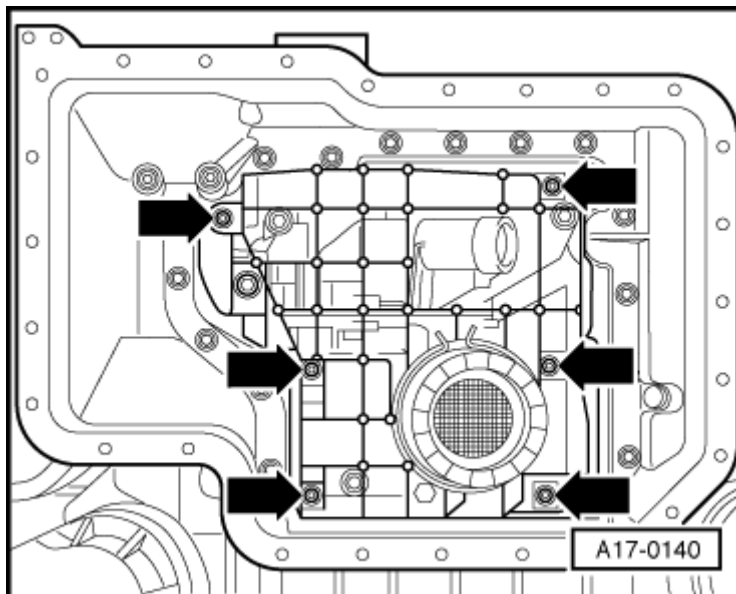


Removing and installing oil pump

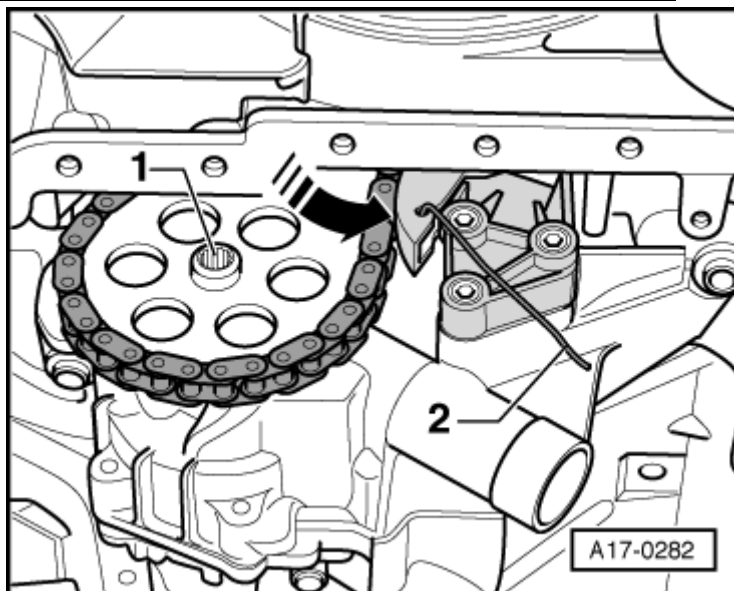
Removing

- Remove sump (bottom section) → [Chapter](#).



- Unscrew baffle plate -arrows-.

- Secure oil pump chain tensioner with a suitably shaped piece of wire -2-.
- Unscrew bolt -1- and pull chain sprocket off oil pump.



- Unscrew oil pump -arrows-.

Installing

Installation is carried out in the reverse order; note the following:

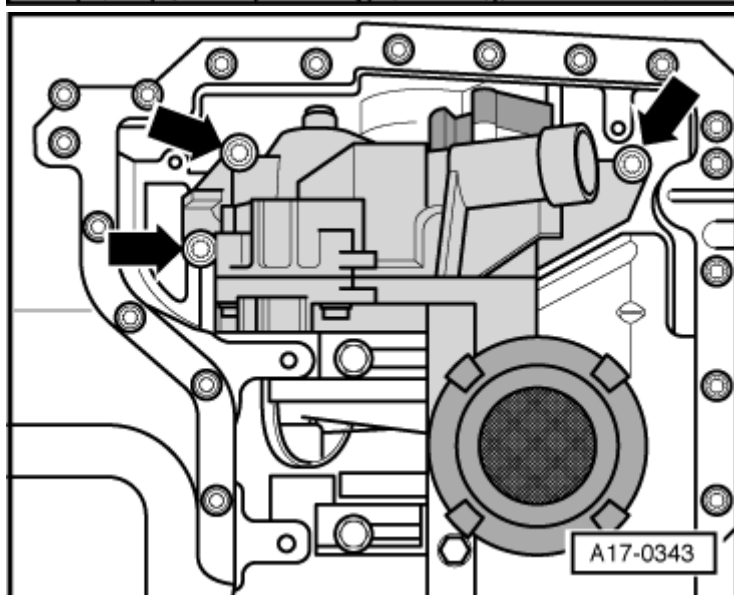
- Pay attention to installation position of chain sprocket for oil pump.

Installation position: identification lettering faces front

- Install sump (bottom section)

→ [Chapter](#).

Tightening torques



Component		Nm
Oil pump to sump (top section)		30
Chain sprocket to oil pump		34
Baffle plate to sump (top section)		10
Oil drain plug		50